

2018-2019
Alumni Outcomes
**Employment and
Additional
Education**



Background

- **Sample**

- Fall 2018 and Spring 2019 graduates

- **Method**

- Qualtrics survey (administered via email and text)
- Surveyed post-graduation, Summer 2021
- NIU Data collected by Accreditation, Assessment and Evaluation

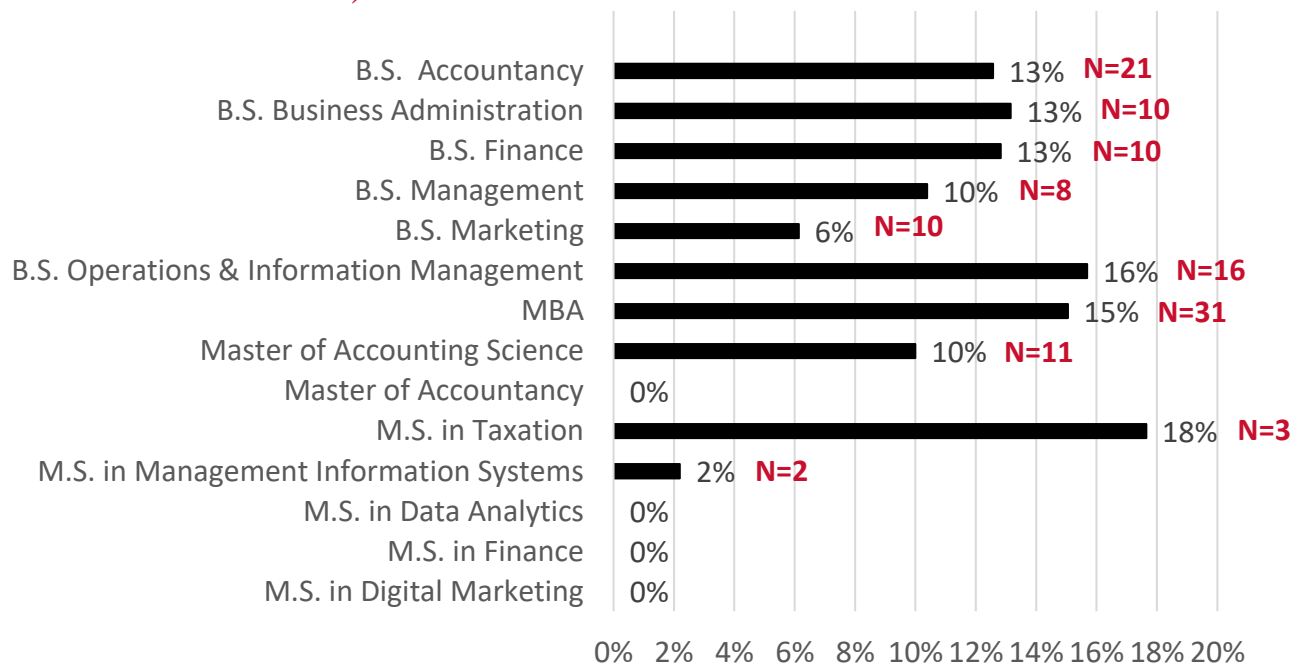
- **Survey Highlights**

- Alumni current employment at time of survey
- Alumni additional education at time of survey



Response Rates – 2018-2019 Graduates

(N=Total Number of Alumni)

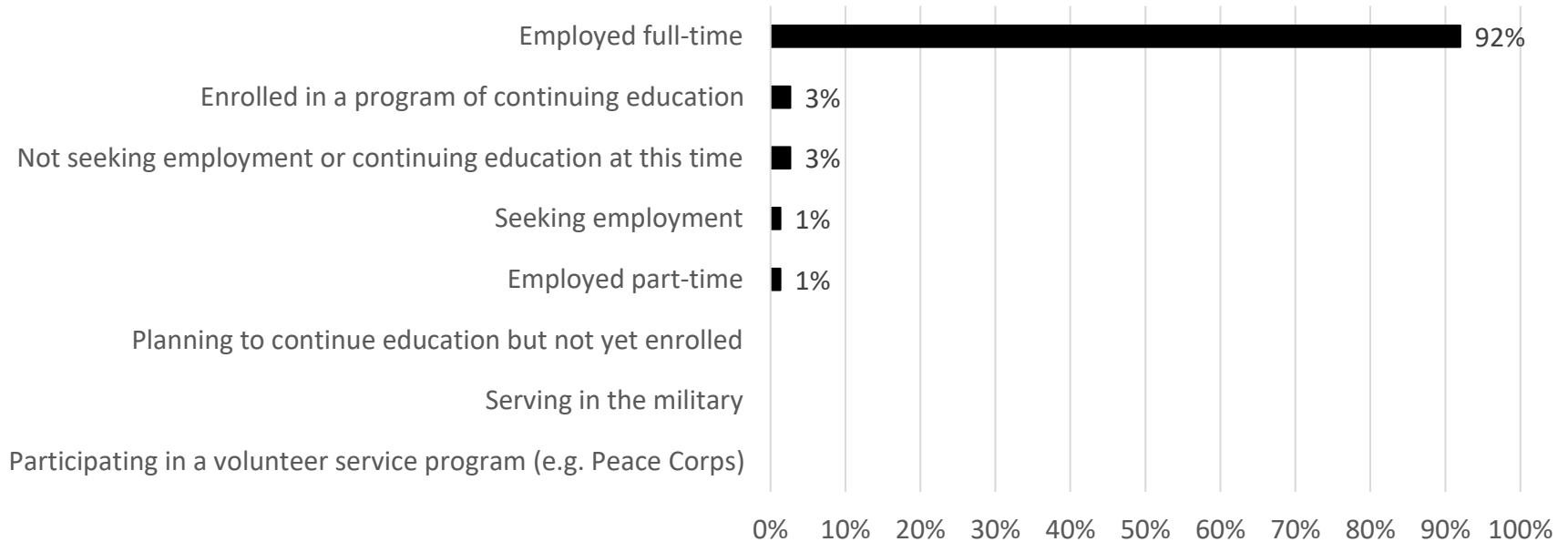


NORTHERN ILLINOIS UNIVERSITY

College of Business

Current Primary Status - Undergraduate

(approx. 2 years after graduation)



Total Respondents = 75

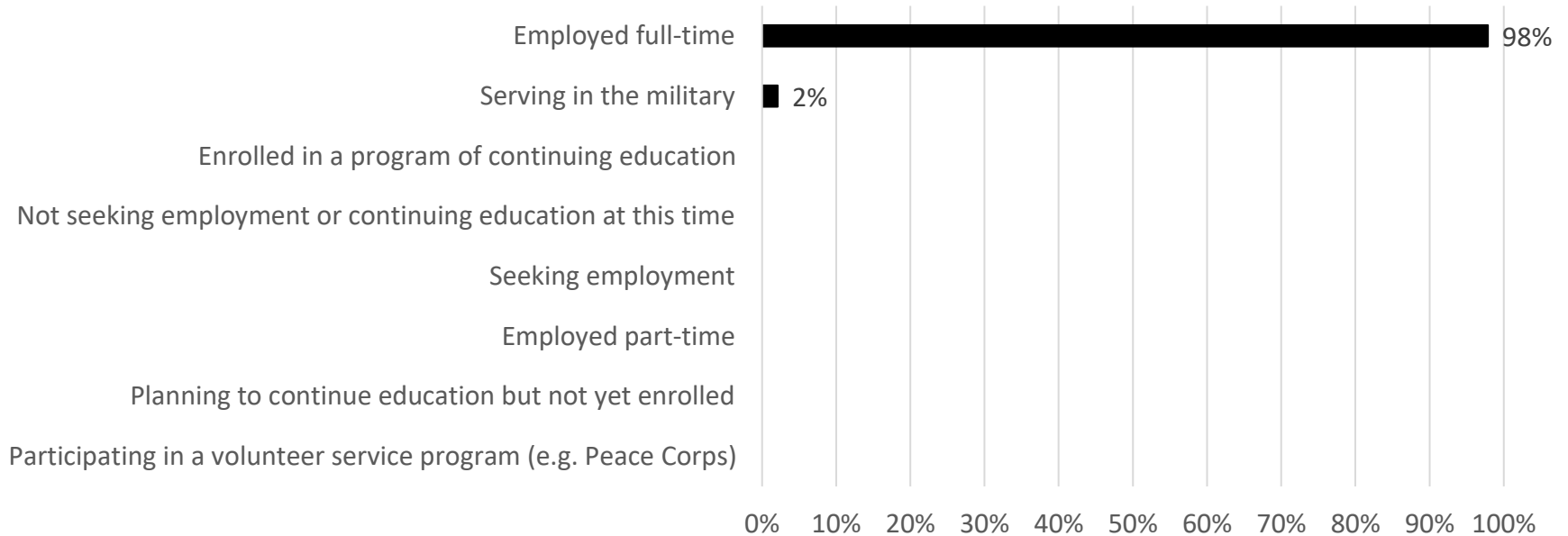


NORTHERN ILLINOIS UNIVERSITY

College of Business

Current Primary Status - Graduate

(approx. 2 years after graduation)



Total Respondents = 47



NORTHERN ILLINOIS UNIVERSITY

College of Business

Earnings - Undergraduate

	Median	N
Annual earned income (before taxes, in U.S. \$) from current primary employment	\$63,000	23
Amount of guaranteed first year/signing bonus from current primary employment	\$5,000	4



NORTHERN ILLINOIS UNIVERSITY

College of Business

Earnings - Graduate

MBA	Median	N
Annual earned income (before taxes, in U.S. \$) from current primary employment	\$150,000	7
Amount of guaranteed first year/signing bonus from current primary employment	\$10,000	1
Master of Accounting Science		
Annual earned income (before taxes, in U.S. \$) from current primary employment	\$74,000	5
Amount of guaranteed first year/signing bonus from current primary employment	\$5,000	1



NORTHERN ILLINOIS UNIVERSITY

College of Business

Earnings - Graduate

Master of Science in Accountancy		
Annual earned income (before taxes, in U.S. \$) from current primary employment	No data reported.	
Amount of guaranteed first year/signing bonus from current primary employment		
Master of Science in Taxation		
	Median	N
Annual earned income (before taxes, in U.S. \$) from current primary employment	\$245,000	1
Amount of guaranteed first year/signing bonus from current primary employment	No data reported.	



NORTHERN ILLINOIS UNIVERSITY

College of Business

Earnings - Graduate

Master of Science in Management Information Systems		
Annual earned income (before taxes, in U.S. \$) from current primary employment	\$85,000	1
Amount of guaranteed first year/signing bonus from current primary employment	No data reported.	
Master of Science in Data Analytics		
Annual earned income (before taxes, in U.S. \$) from current primary employment	Median	N
Amount of guaranteed first year/signing bonus from current primary employment	No data reported.	



NORTHERN ILLINOIS UNIVERSITY

College of Business

Earnings - Graduate

Master of Science in Finance			
Annual earned income (before taxes, in U.S. \$) from current primary employment		No data reported.	
Amount of guaranteed first year/signing bonus from current primary employment			
Master of Science in Digital Marketing		Median	N
Annual earned income (before taxes, in U.S. \$) from current primary employment		No data reported.	
Amount of guaranteed first year/signing bonus from current primary employment			

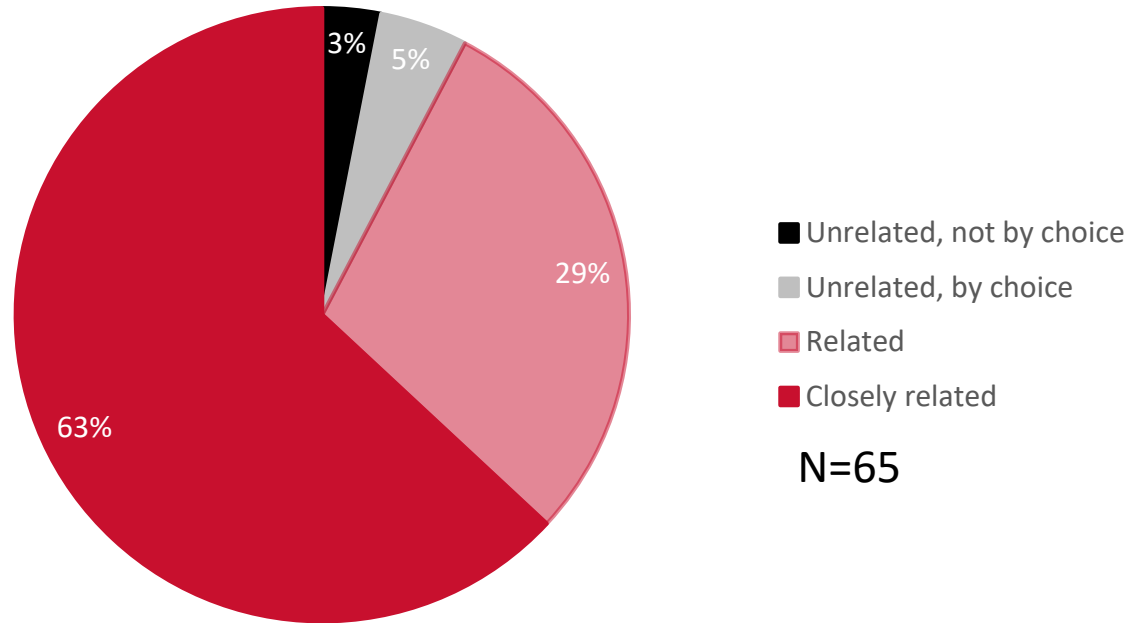


NORTHERN ILLINOIS UNIVERSITY

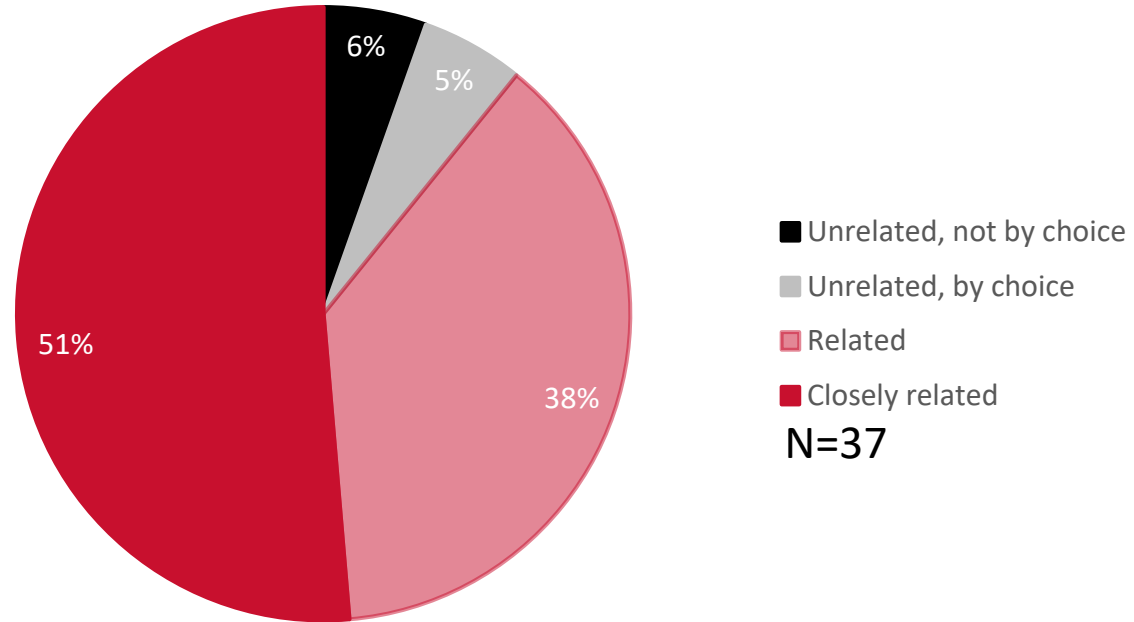
College of Business

Relatedness of NIU Degree to Current Job

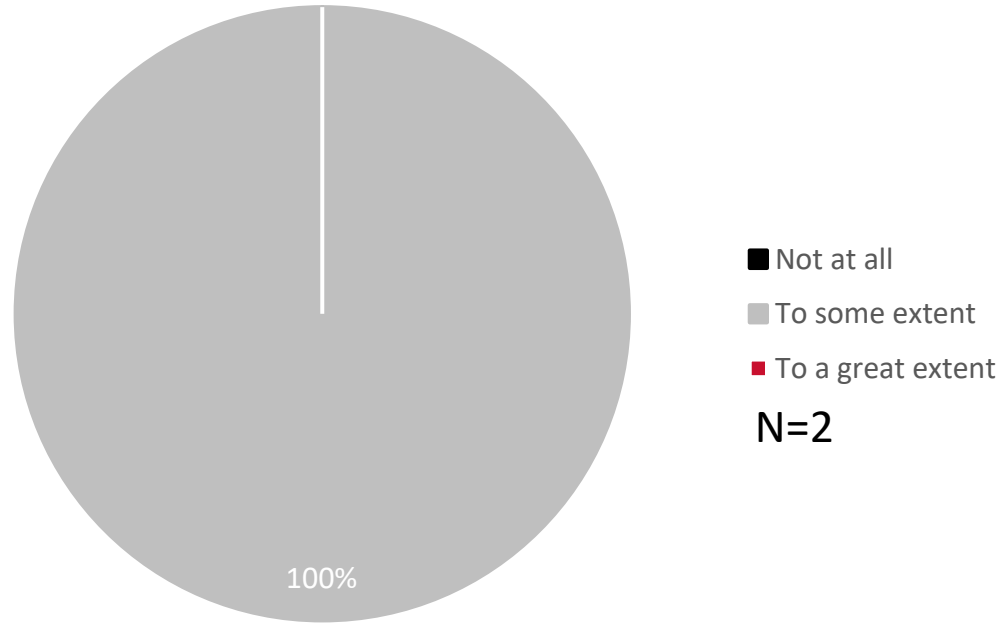
Undergraduate



Relatedness of NIU Degree to Current Job Graduate



Preparation to Pursue Additional Education



NORTHERN ILLINOIS UNIVERSITY

College of Business



NORTHERN ILLINOIS UNIVERSITY
College of Business



AACSB
ACCREDITED